



## 2000 Williams

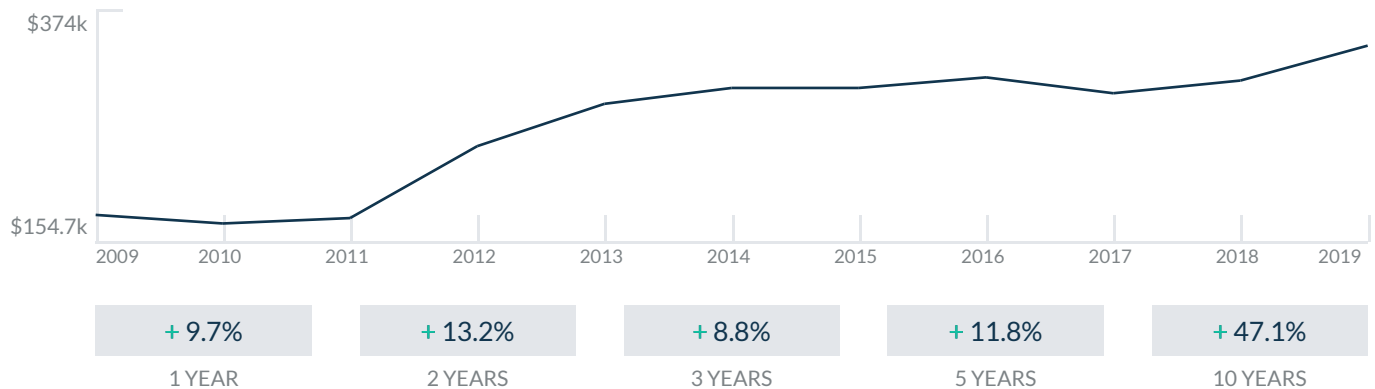
2000 Island BLVD  
Aventura, FL 33160

Every month we compile this comprehensive market report focus on 2000 Williams in this convenient and easy to read format. Our datas comes from more than six different sources including MLS Associations, County Offices and Financial Institutions. Get this report for free every month on our website [2000williamsislandcondosforsale.com](http://2000williamsislandcondosforsale.com).

## Property Stats

POSTAL CODE 33160

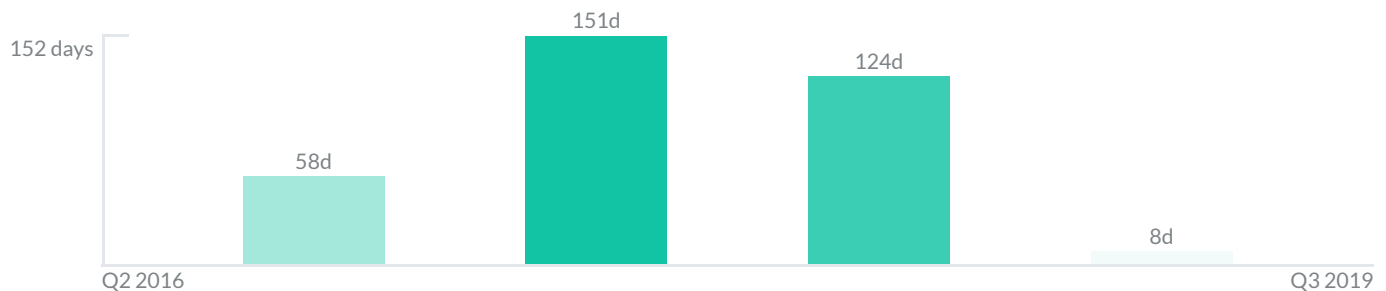
The property stats graph represents the median price evolution since ten years in your postal code area.



## Similar Properties

DAYS ON THE MARKET

Everyday 3 months we monitor how many days it takes for similar properties to be sold. This is also a good indicator to know when to buy or sale!



# Mortgage Rates

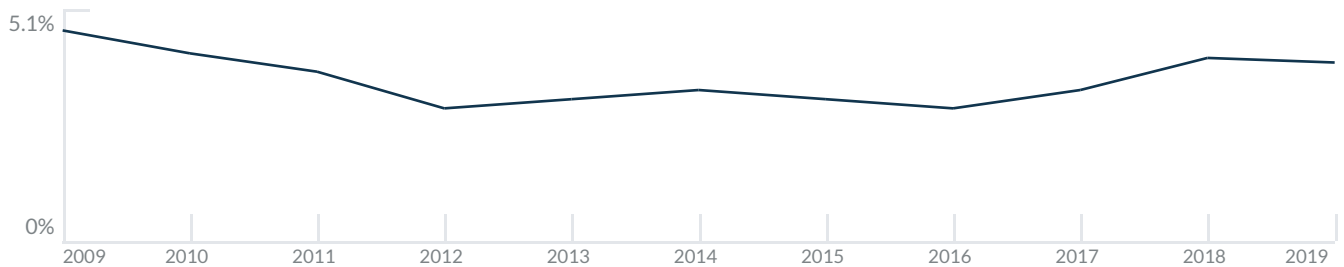
PER YEAR

Understanding mortgage economics is important when you want to buy with a loan. Below is the historical yearly average mortgage rates in the Unites States retrieved from Freddie Mac©

30 YEARS FIXED 4.4%



15 YEARS FIXED 3.9%



5/1-YEAR ADJUSTABLE 3.9%



# Schools

CLOSEST

Having good schools nearby is important if you have kids or plan to rent or sell your home. Ratings are retrieved from the leading independent and nonprofit GreatSchools©

ELEMENTARY SCHOOL	MIDDLE SCHOOL	HIGH SCHOOL
Aventura City Of Excellence Schod	John F. Kennedy Middle School	North Miami Beach Senior High School
10/10	6/10	4/10

# Insights

IN 2000 WILLIAMS

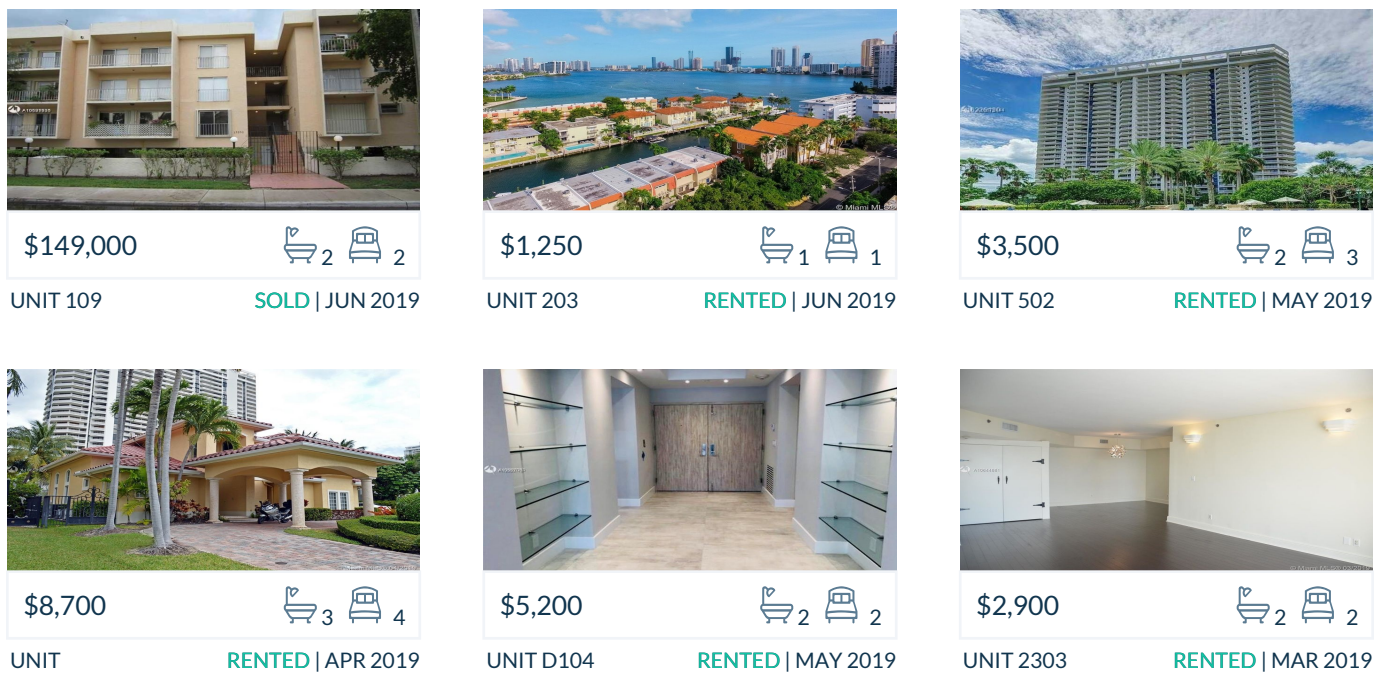
Below the average listing prices of available unit per property type.



# Activity

SOLD OR RENTED

Below the latest transactions reported by the local MLS Association for 2000 Williams



## Sold

LAST 20 PROPERTIES SOLD IN 2000 WILLIAMS

Unit	Price	Beds/Baths	\$/Sqft	Sqft	Buying Date	Days on Market
109	\$149,000	2/2	\$160.2	930	Aug 2019	8
D405	\$450,000	2/2	\$229.8	1,958	Jun 2019	371
203	\$165,000	2/2	\$195.3	845	Jun 2019	45
203	\$149,900	2/2	\$182.4	822	Jun 2019	51
502	\$145,900	1/1	\$175.8	830	May 2019	29
208	\$129,900	1/1	\$160.0	812	Aug 2016	181
304	\$99,900	1/1	\$123.0	812	Aug 2016	121
D103	\$559,000	2/2	\$287.4	1,945	Jun 2016	63
2308	\$435,000	2/2	\$278.8	1,560	May 2016	48
209a	\$196,000	2/2	\$188.1	1,042	Apr 2016	62
C	\$385,000	3/3	\$231.9	1,660	Aug 2015	5
411	\$121,950	2/2	\$112.4	1,085	Jan 2015	127
310	\$159,900	2/2	\$178.1	898	Dec 2014	6
1807	\$575,000	2/2	\$304.2	1,890	Sep 2014	157
302	\$157,900	2/2	\$201.4	784	Aug 2014	157
3002	\$699,000	2/2	\$342.6	2,040	Jul 2014	69
N/A	\$349,000	3/3	\$210.2	1,660	May 2014	141
1401	\$769,000	3/3	\$377.0	2,040	Apr 2014	8
M	\$389,000	3/2	\$234.3	1,660	Jan 2014	109
N/A	\$529,000	2/2	\$302.3	1,750	Oct 2013	263

## Rented

LAST 20 PROPERTIES RENTED IN 2000 WILLIAMS

Unit	Price	Beds/Baths	\$/Sqft	Sqft	Rented Date	Days on Market
203	\$1,250	1/1	\$1.5	812	Aug 2019	32
502	\$3,500	3/2	\$1.9	1,890	Jul 2019	67
N/A	\$8,700	4/3	\$2.9	3,030	Jul 2019	91
D104	\$5,200	2/2	\$2.1	2,421	Jul 2019	35
2303	\$2,900	2/2	\$1.9	1,560	Jul 2019	88
205	\$1,200	1/1	\$1.5	812	Jun 2019	40
504	\$1,700	2/2	N/A	N/A	Jun 2019	26
603	\$2,750	2/2	\$1.8	1,560	Jun 2019	18
1402	\$4,000	2/2	\$2.0	2,000	May 2019	63
406	\$2,000	2/2	\$1.8	1,110	Sep 2016	67
CPH03	\$3,500	2/2	\$1.8	1,945	Aug 2014	102
409	\$975	1/1	\$1.2	812	Feb 2014	819
103	\$1,350	2/2	\$1.6	847	Dec 2013	29
408	\$2,500	2/2	\$1.6	1,560	Mar 2013	108
202	\$1,600	1/1	\$1.5	1,070	Aug 2012	58
1910	\$2,200	2/2	\$1.3	1,750	Nov 2010	39
C208	\$2,500	2/2	\$1.3	1,945	Sep 2010	49
502	\$2,550	2/2	\$1.3	1,890	Sep 2010	140
300	\$1,100	2/2	\$1.0	1,110	Aug 2010	117
1907	\$2,800	3/2	\$1.5	1,890	Aug 2010	51

## Currently Listed

---

ACTIVE LISTINGS 1/3

Unit	Price	Beds/Baths	\$/Sqft	Sqft	Listing Date	Owner
C208	\$349,000	2/2	\$179.4	1945	Mar 2018	ANNA MARIA...
C307	\$398,000	3/2	\$242.7	1640	Apr 2018	MARCIO FRA...
D301	\$559,000	3/3	\$215.4	2595	Jul 2018	RANI G GRITT...
D401	\$549,000	3/3	\$211.6	2595	Sep 2018	N/A
C408	\$398,800	2/2	\$205.0	1945	Sep 2018	N/A
CPH05	\$1,350,000	4/5	\$297.4	4540	Apr 2019	N/A
D402	\$375,000	2/2	\$228.7	1640	Apr 2019	N/A
CPH03	\$549,000	2/2	\$282.3	1945	May 2019	N/A
CPH03	\$4,500/mth	2/2	\$2.3	1945	May 2019	N/A
C104	\$800,000	3/3	\$308.3	2595	May 2019	N/A
C402	\$372,000	2/2	\$226.8	1640	Jun 2019	N/A
CPH04	\$629,000	3/3	\$242.4	2595	Aug 2019	N/A
CPH04	\$4,500/mth	3/3	\$1.7	2595	Aug 2019	N/A
PH 7	\$9,750/mth	3/4	\$2.6	3750	Aug 2019	N/A
PH-6	\$1,699,000	3/3	\$501.2	3390	Aug 2019	N/A
101	\$1,600/mth	2/2	\$1.5	1085	Aug 2019	N/A
112	\$210,000	2/2	\$189.2	1110	Apr 2019	N/A
112	\$1,500/mth	2/2	\$1.4	1110	Apr 2019	N/A
202	\$208,000	2/2	N/A	N/A	Aug 2019	N/A
204	\$2,400/mth	1/1	\$2.6	910	Apr 2019	N/A

## Currently Listed

---

ACTIVE LISTINGS 2/3

Unit	Price	Beds/Baths	\$/Sqft	Sqft	Listing Date	Owner
206	\$179,000	2/2	\$213.1	840	Jul 2019	N/A
206	\$1,690/mth	2/2	\$2.0	840	Jul 2019	N/A
212	\$1,495/mth	2/2	\$1.3	1110	Jun 2019	N/A
212	\$1,495/mth	2/2	\$1.3	1110	Aug 2019	N/A
305	\$149,000	1/1	\$258.7	576	Aug 2019	N/A
309	\$1,450/mth	1/1	\$1.8	812	May 2019	N/A
402	\$175,000	1/1	\$215.5	812	Mar 2019	N/A
412	\$215,000	2/2	\$193.7	1110	Aug 2019	N/A
506	\$639,000	3/2	\$313.2	2040	Aug 2019	N/A
605	\$299,000	2/2	\$230.0	1300	Jul 2019	N/A
809	\$499,000	2/3	\$189.7	2630	Jun 2019	N/A
910	\$535,000	2/2	\$305.7	1750	Apr 2019	N/A
1104	\$675,000	3/3	\$260.6	2590	Aug 2019	N/A
1402	\$649,000	2/2	\$324.5	2000	Mar 2019	N/A
1606-7	\$2,325,000	4/3	\$574.1	4050	May 2019	N/A
1610	\$479,000	2/2	\$273.7	1750	Aug 2019	N/A
1901	\$575,000	2/2	\$281.9	2040	Apr 2019	N/A
2103	\$353,000	2/2	\$226.3	1560	Jul 2019	N/A
2104	\$799,000	3/3	\$312.1	2560	Apr 2019	N/A
2107...	\$619,000	2/2	\$327.5	1890	Aug 2019	N/A

## Currently Listed

---

ACTIVE LISTINGS 3/3

Unit	Price	Beds/Baths	\$/Sqft	Sqft	Listing Date	Owner
2303	\$345,000	2/2	\$221.2	1560	Apr 2019	N/A
2307	\$3,500/mth	2/2	\$1.8	2000	Jul 2019	N/A
2408	\$525,000	2/2	\$336.5	1560	Aug 2019	N/A
2408	\$3,850/mth	2/2	\$2.5	1560	Aug 2019	N/A
2605	\$499,000	2/2	\$285.1	1750	Jul 2019	N/A
2607	\$569,000	2/2	\$301.1	1890	Jun 2019	N/A
2610	\$479,000	2/2	\$273.7	1750	Apr 2019	N/A
2610	\$3,300/mth	2/2	\$1.9	1750	Apr 2019	N/A
2905	\$565,000	2/2	\$322.9	1750	May 2019	N/A
3001	\$5,000/mth	3/2	\$2.5	2040	May 2019	N/A